

Oral side effects of COVID-19 vaccines in 32 European countries: Analysis of EudraVigilance reports

Abanoub Riad^{1,2}  | Nelly Schulz-Weidner³ | Arkadiusz Dziedzic⁴ |
Hans-Peter Howaldt² | Sameh Attia²

¹Department of Public Health, Faculty of Medicine, Masaryk University, Brno, Czech Republic

²Department of Oral and Maxillofacial Surgery, Justus-Liebig-University, Giessen, Germany

³Department of Pediatric Dentistry, Justus-Liebig-University, Giessen, Germany

⁴Department of Restorative Dentistry with Endodontics, Medical University of Silesia, Katowice, Poland

Correspondence

Sameh Attia, Department of Oral and Maxillofacial Surgery, Justus-Liebig-University, Klinikstrasse 33, 353 92 Giessen, Germany.
Email: sameh.attia@dentist.med.uni-giessen.de

Funding information

Ministerstvo Školství, Mládeže a Tělovýchovy; Masarykova Univerzita

Abstract

The recent reports of oral side effects (SEs) following COVID-19 vaccination warrant further investigation into their prevalence, severity, and aetiology. This study was conducted to synthesize the first-ever population-level evidence about oral SEs of COVID-19 vaccines in Europe. The European Union Drug Regulating Authorities Pharmacovigilance (EudraVigilance) database was accessed in August 2022 to extract summary data of all potential oral SEs reported after COVID-19 vaccination. The data were reported descriptively and cross-tabulated to facilitate sub-group analysis per vaccine type, sex, and age group. Dysgeusia was the most commonly reported oral SE (0.381 case per each 100 received reports), followed by oral paraesthesia (0.315%), ageusia (0.296%), lip swelling (0.243%), dry mouth (0.215%), oral hypoaesthesia (0.210%), swollen tongue (0.207%), and taste disorder (0.173%). Females had significantly (*Sig.* < 0.001) a higher prevalence of all most common (top 20) oral SEs, except for salivary hypersecretion, which was equally prevalent among females and males. The present study revealed a low prevalence of oral SEs, with taste-related, other sensory and anaphylactic SEs being the most common SEs in Europe, similar to what was found earlier among the US population. Future studies should explore the potential risk factors of oral sensory and anaphylactic SEs to verify whether they are causally linked to COVID-19 vaccines.

KEYWORDS

anaphylaxis, COVID-19 vaccines, drug-related side effects and adverse reactions, oral manifestations, pharmacovigilance

1 | INTRODUCTION

The oral cavity has been widely debated as a potential platform to reflect the severe acute respiratory syndrome coronavirus-2 (SARS-CoV-2) infection since the first epidemic wave in 2021.¹⁻³ A wide range of oral and orofacial manifestations such as aphthous

stomatitis,⁴ oral mucositis,⁵ oral candidiasis,⁶ acute parotitis,⁷ and angular cheilitis were reported by coronavirus disease (COVID-19) patients.⁸ These potential symptoms are of vital importance for dentists and dental team members to be aware of as they may encounter them during their daily practice amid the ongoing pandemic.¹

This is an open access article under the terms of the Creative Commons Attribution-NonCommercial-NoDerivs License, which permits use and distribution in any medium, provided the original work is properly cited, the use is non-commercial and no modifications or adaptations are made.

© 2023 The Authors. *Journal of Medical Virology* published by Wiley Periodicals LLC.

Vaccines are verifiably the most successful public health discovery of all time.⁹ In the context of COVID-19, vaccines are the only evidence-based intervention to make this pandemic a part of our history through achieving herd immunity.¹⁰ Therefore, achieving substantial levels of vaccine coverage is the foremost priority for health systems worldwide nowadays.¹⁰ The chronic challenge for mass vaccination strategies is vaccine hesitancy (VH) which is referred to as “delay in acceptance or refusal of vaccination despite availability of vaccination services”.¹¹ According to VH theorists, vaccine safety is a crucial driver of vaccine confidence, frequently targeted by the anti-vaccination movement. Even mild and common side effects (SEs) may undermine public confidence in vaccines; therefore, they should be appropriately addressed by healthcare professionals and authorities.¹²

Postvaccination SEs are monitored by national surveillance systems such as the Vaccine Adverse Event Reporting System (VAERS) in the United States and the Yellow Card in the United Kingdom during phase IV of clinical trials. Unfortunately, these systems cannot precisely record oral and orofacial SEs because of their passive nature, although they may range from mild (oral paraesthesia) to severe (Bell's palsy) SEs.^{13,14} A recent systematic review for the potential oral SEs of COVID-19 vaccines found that mucosal lesions, e.g., erosions, ulcers, vesicles, and papules, were reported in 16 recently vaccinated individuals, all as case reports/series.¹³ Additionally, several cross-sectional studies revealed variable incidence levels of oral SEs among COVID-19 vaccinees.^{15–17}

Chun et al.¹⁸ described nine patients from South Korea who presented with painful oral lesions affecting the posterior palatal region, labial and buccal mucosa, lower gingiva, and tongue, which emerged shortly after receiving BNT162b2 ($n = 4$) and AZD1222 ($n = 5$) vaccines. Troeltzsch et al.¹⁹ reported the case of a German middle-aged male patient who suffered from oral lichen planus (OLP) after receiving AZD1222. Recently, Caggiano et al.²⁰ reported an Italian middle-aged male patient presented with OLP after BNT162b2 vaccination. A postmarketing (phase IV) cross-sectional study among Czech healthcare workers (HCWs) in early 2021 revealed that up to 13% of BNT162b2 recipients reported various orofacial SEs, including oral blisters (36%), halitosis (25.4%), ulcers (14%), and bleeding gingiva (11.4%).¹⁵ Similarly, 12.4% of German HCWs who received messenger RNA (mRNA)-based vaccines reported orofacial SEs such as vesicles (4.6%), oral paraesthesia (2.3%), bleeding gingiva (2.3%), and swollen mucosa (1.7%).¹⁶ In Slovakia, only 9.6% of HCWs who received BNT162b2 reported oral SEs without a statistically significant difference between males (5.8%) and females (10.7%).¹⁷

The overall aim of this study was to explore the oral SEs following COVID-19 vaccination in Europe passively collected by national regulators. The primary objective was to assess the prevalence of oral SEs, while the secondary objective was to evaluate oral SEs according to vaccine type, sex, and age group.

2 | MATERIALS AND METHODS

2.1 | Design

Secondary data analysis of the European Union Drug Regulating Authorities Pharmacovigilance (EudraVigilance) database was carried out in August 2022 to evaluate the reports of COVID-19 vaccines suspected SEs.^{21,22}

2.2 | Data sources

EudraVigilance is a passive surveillance system for suspected SEs of medicinal products, including vaccines, and it is managed and maintained by the European Medicines Agency (EMA). The post-authorisation safety reports of EudraVigilance are collected from healthcare professionals and patients in the 32 member states of the European Economic Area (EEA), and they are updated and analysed every 2 or 4 weeks.²²

Additionally, the “COVID-19 Vaccine Tracker” database of the European Center for Disease Prevention and Control (ECDC) has been accessed to curate data on the total numbers of COVID-19 vaccine doses administered in EU/EEA countries.²³

2.3 | Population

As of August 6th, 2022, the EudraVigilance database had suspected SEs reports of the five COVID-19 vaccines that were authorized and administered in the EEA to date; Pfizer-BioNTech (Comirnaty; Tozinameran), Moderna (Spikevax; CX-024414), AstraZeneca (Vaxzevria; ChAdOx1 nCoV-19), Janssen (Jcovden; Ad26.COV2.S), and Novavax (Nuvaxovid; NVX-CoV2373).²²

All reports that were received until August 6th, 2022, from COVID-19 vaccinees were included in this study, and these reports were extracted as summary numbers stratified by sex (female, male, and unknown) and age group (0–1 month, 2 months to 2 years, 3–11 years, 12–17 years, 18–64 years, 65–85 years, above 85 years, and unknown).²²

2.4 | Variables

EudraVigilance uses the Medical Dictionary for Regulatory Activities (MedDRA) methodology in organizing and displaying of suspected SEs reports.²⁴ The MedDRA hierarchy has five levels starting from the “System Organ Class” level such as gastrointestinal disorders until the “Lowest Level Term” level such as aphthous stomatitis.²⁴

First, we developed an anatomico-physiological scheme to search for and extract all potential SEs related to the oral cavity structures and functions from the MedDRA hierarchy.¹⁴ Our scheme was explained in detail previously, and it simply divided the oral cavity

into six major regions: (a) oral mucosa, (b) tongue, (c) lips, (d) palate, (e) salivary glands, and (f) dentition, and two functions: (a) taste and (b) other sensory disorders.¹⁴

Second, an exhaustive list of 310 potential oral SEs was extracted based on our de novo scheme, then reviewed and filtered by a panel of oral surgery specialists. A total of 182 potential SEs were excluded eventually due to being duplicates ($n = 43$), congenital ($n = 16$), traumatic injuries ($n = 20$), iatrogenic ($n = 42$), chronic or oncologic ($n = 52$), or biologically irrelevant ($n = 9$).¹⁴

A final list of 128 potential oral SEs was used in this study.

2.5 | Analyses

Total frequencies and relative proportions of each suspected SE were extracted and cross-tabulated according to vaccine type, vaccine group, sex, and age group. Two relative proportions were calculated for each side effect: (a) in relation to total suspected SEs and (b) in relation to total administered doses. The age groups were re-organized into three groups: minors (0–17 years old), adults (18–64 years old), and seniors (>65 years old) to facilitate the subsequent analysis.

Chi-squared test (χ^2) and Fisher's exact test were used to test for significant differences between vaccine groups, sex, and age groups.

All inferential tests were performed following the assumptions of confidence interval 95% and significance level (Sig.) ≤ 0.05 . All statistical tests were performed using GraphPad Prism version 9.3.1 (GraphPad Software Inc.).

3 | RESULTS

3.1 | Demographic characteristics

A total of 895 572 629 COVID-19 vaccines were administered, and 1 978 116 SEs were reported in the EEA until August 6th, 2022. AstraZeneca had the highest report/dose ratio (748.4 reports per 100 000 doses), while Pfizer-BioNTech had the lowest ratio (164.8 reports per 100 000 doses). Females had most reported SEs (68.9%), while males had only 28.9% of all reported SEs. The adult group (18–64 years old) had the highest proportion of SEs (77.6%) compared to other age groups (Table 1).

3.2 | Crude prevalence of oral SEs

Among dentition-related SEs, toothache was the most common SE (0.104 case per each 100 received reports). Dysgeusia was the most

TABLE 1 Demographic characteristics of COVID-19 vaccines recipients in the European Economic Area (EEA) until August 6th, 2022 (EMA; EudraVigilance).

Variable	Outcome	mRNA-based vaccines		Viral vector-based vaccines		Protein subunit NOVAVAX (NVX-COV2373)
		PFIZER-BIONTECH (TOZINAMERAN)	MODERNA (CX-024414)	ASTRAZENECA (CHADOX1 NCOV-19)	JANSSEN (AD26.COV2.S)	
Total doses	N	650 605 721	156 325 748	68 767 609	19 623 460	250 091
Received reports	N (ratio)	1 072 088 (164.8 reports per 100 000 doses)	323 419 (206.9 reports per 100 000 doses)	514 655 (748.4 reports per 100 000 doses)	66 757 (340.2 reports per 100 000 doses)	1197 (478.6 reports per 100 000 doses)
Sex ^a	Female	747 145 (69.69%)	220 908 (68.30%)	358 050 (69.57%)	35 608 (53.34%)	851 (71.09%)
	Male	304 040 (28.36%)	97 836 (30.25%)	141 499 (27.49%)	28 506 (42.70%)	338 (28.24%)
	Unknown	20 903 (1.95%)	4675 (1.45%)	15 106 (2.94%)	2643 (3.96%)	8 (0.67%)
Age group ^a	0–1 Month	343 (0.03%)	98 (0.03%)	303 (0.06%)	15 (0.02%)	0 (0%)
	2 Months to 2 Years	649 (0.06%)	145 (0.04%)	342 (0.07%)	54 (0.08%)	0 (0%)
	3–11 Years	4415 (0.41%)	119 (0.04%)	289 (0.06%)	5 (0.01%)	0 (0%)
	12–17 Years	28 505 (2.66%)	2028 (0.63%)	307 (0.06%)	117 (0.18%)	0 (0%)
	18–64 Years	819 419 (76.43%)	254 657 (78.74%)	401 860 (78.08%)	57 528 (86.18%)	1061 (88.64%)
	65–85 Years	136 556 (12.74%)	48 315 (14.94%)	75 071 (14.59%)	4214 (6.31%)	77 (6.43%)
	>85 Years	24 846 (2.32%)	5925 (1.83%)	3131 (0.61%)	390 (0.58%)	5 (0.42%)
	Unknown	57 355 (5.35%)	12 132 (3.75%)	33 352 (6.48%)	4434 (6.64%)	54 (4.51%)

Abbreviation: mRNA, messenger RNA.

^aOf total received reports.

TABLE 2 Oral side effects reported after receiving COVID-19 vaccines in the European Economic Area (EEA) until August 6th, 2022 (EMA; EudraVigilance).

Preferred term	mRNA-based vaccines			Viral vector-based vaccines			Protein subunit		mRNA vs. vector			
	PFIZER-BIONTECH (TOZINAMERAN)		MODERNA(CX-024414)	ASTRAZENECA (CHADOX1 NCOV-19)		JANSSEN (AD26.COV2.S)	NOVAVAX(NVX-COV2373)		Sig.			
	N (% of SE)	/100 K doses	N (% of SE)	/100 K doses	N (% of SE)	/100 K doses	N (% of SE)	/100 K doses	% of SE	Group		
Dental Discomfort (10054217)	37 (0.003%)	0.006	21 (0.006%)	0.013	18 (0.003%)	0.026	5 (0.007%)	0.025	0 (0%)	0.937	<0.001	Dentition-related AE ^a
Dental Paraesthesia (10078276)	27 (0.003%)	0.004	8 (0.002%)	0.005	13 (0.003%)	0.019	1 (0.001%)	0.005	0 (0%)	0.978	<0.001	
Hyperaesthesia Teeth (10082426)	85 (0.008%)	0.013	25 (0.008%)	0.016	75 (0.015%)	0.109	5 (0.007%)	0.025	0 (0%)	<0.001	<0.001	
Hypoesthesia Teeth (10051780)	11 (0.001%)	0.002	5 (0.002%)	0.003	2 (<0.001%)	0.003	1 (0.001%)	0.005	0 (0%)	0.312	0.427	
Toothache (10044055)	1007 (0.094%)	0.155	320 (0.099%)	0.205	664 (0.129%)	0.966	66 (0.099%)	0.336	2 (0.167%)	<0.001	<0.001	
Ageusia (10001480)	3048 (0.271%)	0.381	957 (0.282%)	0.430	1893 (0.360%)	1.210	187 (0.270%)	0.286	6 (0.441%)	<0.001	<0.001	Taste-related AE ^a
Dysgeusia (10013911)	4438 (0.395%)	0.555	936 (0.276%)	0.421	2293 (0.436%)	1.466	167 (0.241%)	0.255	12 (0.881%)	<0.001	<0.001	
Hypergeusia (10029205)	7 (0.001%)	0.001	2 (0.001%)	0.001	1 (<0.001%)	0.001	0 (0%)	0	0 (0%)	0.299	1.000	
Hypogeusia (10020989)	285 (0.025%)	0.036	75 (0.022%)	0.034	95 (0.018%)	0.061	19 (0.027%)	0.029	0 (0%)	0.023	0.001	
Taste Disorder (10082490)	1896 (0.169%)	0.237	559 (0.165%)	0.251	1001 (0.190%)	0.640	90 (0.130%)	0.138	9 (0.661%)	0.015	<0.001	
Dry Mouth (10013781)	2003 (0.187%)	0.308	543 (0.168%)	0.347	1603 (0.311%)	2.331	102 (0.153%)	0.520	4 (0.334%)	<0.001	<0.001	Salivary Glands-related AE ^b
Aptyalism (10003068)	58 (0.005%)	0.009	10 (0.003%)	0.006	13 (0.003%)	0.019	1 (0.001%)	0.005	1 (0.084%)	0.020	0.045	
Saliva Altered (10039379)	26 (0.002%)	0.004	10 (0.003%)	0.006	14 (0.003%)	0.020	3 (0.004%)	0.015	1 (0.084%)	0.783	<0.001	
Noninfective Sialoadenitis (10075243)	52 (0.005%)	0.008	6 (0.002%)	0.004	12 (0.002%)	0.017	1 (0.001%)	0.005	0 (0%)	0.055	<0.001	
Saliva Discolouration	3 (<0.001%)	<0.001	2	0.001	2	0.003	0 (0%)	0	0 (0%)	1.000	0.147	

TABLE 2 (Continued)

Preferred term	mRNA-based vaccines		Viral vector-based vaccines		Protein subunit		mRNA vs. vector	
	PFIZER-BIONTECH (TOZINAMERAN)	MODERNA(CX-024414)	ASTRAZENECA (CHADOX1 NCOV-19)	JANSSEN (AD26.COV2.S)	NOVAVAX(NVX-COV2373)	mRNA vs. vector		
	N (% of SE) /100 K doses	N (% of SE) /100 K doses	N (% of SE) /100 K doses	N (% of SE) /100 K doses	N (% of SE) /100 K doses	Sig.	% of SE	Group
(10049069)		(0.001%)	(<0.0001%)					
Salivary Gland Calculus (10039394)	3 (<0.001%)	0 (0%)	7 (0.001%)	0 (0%)	0 (0%)	0	0.009	<0.001
Salivary Gland Disorder (10061935)	13 (0.001%)	0 (0%)	3 (0.001%)	0 (0%)	0 (0%)	0	0.424	0.205
Salivary Gland Enlargement (10039408)	64 (0.006%)	11 (0.003%)	14 (0.003%)	2 (0.003%)	0 (0%)	0	0.018	0.022
Salivary Gland Mass (10057002)	4 (<0.001%)	0 (0%)	1 (<0.0001%)	0 (0%)	0 (0%)	0	1.000	0.405
Salivary Gland Pain (10039421)	50 (0.005%)	9 (0.003%)	22 (0.004%)	0 (0%)	0 (0%)	0	0.747	<0.001
Salivary Hypersecretion (10039424)	284 (0.026%)	64 (0.020%)	127 (0.025%)	15 (0.022%)	2 (0.167%)	0.800	0.873	<0.001
Salivary Duct Inflammation (10056681)	3 (<0.001%)	2 (0.001%)	0 (0%)	0 (0%)	0 (0%)	0	0.331	1.000
Atrophic Glossitis (10069085)	4 (<0.001%)	1 (<0.001%)	0 (0%)	0 (0%)	0 (0%)	0	0.331	0.459
Glossitis (10018386)	153 (0.014%)	32 (0.010%)	47 (0.009%)	3 (0.004%)	0 (0%)	0	0.008	<0.001
Glossodynia (10018388)	500 (0.047%)	118 (0.036%)	276 (0.054%)	14 (0.021%)	1 (0.084%)	0.400	0.102	<0.001
Hypertrophy of Tongue Papillae (10020893)	14 (0.001%)	0 (0%)	0 (0%)	0 (0%)	0 (0%)	0	0.015	0.216
Plicated Tongue (10035630)	13 (0.001%)	3 (0.001%)	10 (0.002%)	0 (0%)	0 (0%)	0	0.425	<0.001
Stiff Tongue (10081491)	30 (0.003%)	4 (0.001%)	8 (0.002%)	2 (0.003%)	1 (0.084%)	0.400	0.419	0.004

(Continues)

TABLE 2 (Continued)

Preferred term	mRNA-based vaccines			Viral vector-based vaccines			Protein subunit		mRNA vs. vector	
	PFIZER-BIONTECH (TOZINAMERAN)		MODERNA(CX-024414)	ASTRAZENECA (CHADOX1 NCOV-19)		JANSENSEN (AD26.COV2.S)	NOVAVAX(NVX-COV2373)		Sig.	
	N (% of SE)	/100 K doses	N (% of SE)	/100 K doses	N (% of SE)	/100 K doses	N (% of SE)	/100 K doses	% of SE	/100 K doses
Strawberry Tongue (10051495)	3 (<0.001%)	<0.001	0 (0%)	0	1 (<0.001%)	0.001	0 (0%)	0	1.000	0.311
Swollen Tongue (10042727)	2351 (0.219%)	0.361	723 (0.224%)	0.462	961 (0.183%)	0.614	66 (0.095%)	0.101	<0.001	<0.001
Tongue Blistering (10043942)	105 (0.010%)	0.016	31 (0.010%)	0.020	52 (0.010%)	0.076	5 (0.007%)	0.025	0.041	<0.001
Tongue Coated (10043945)	98 (0.009%)	0.015	17 (0.005%)	0.011	48 (0.009%)	0.070	8 (0.012%)	0.041	0.382	<0.001
Tongue Discolouration (10043949)	121 (0.011%)	0.019	36 (0.011%)	0.023	59 (0.011%)	0.086	9 (0.013%)	0.046	0.846	<0.001
Tongue Discomfort (10077855)	445 (0.042%)	0.068	102 (0.032%)	0.065	144 (0.028%)	0.209	19 (0.028%)	0.097	<0.001	<0.001
Tongue Disorder (10043951)	190 (0.018%)	0.029	44 (0.014%)	0.028	51 (0.010%)	0.074	6 (0.009%)	0.031	<0.001	<0.001
Tongue Dry (10049713)	71 (0.007%)	0.011	21 (0.006%)	0.013	34 (0.007%)	0.049	2 (0.003%)	0.010	0.824	<0.001
Tongue Eruption (10052002)	59 (0.006%)	0.009	8 (0.002%)	0.005	1 (<0.001%)	0.001	4 (0.006%)	0.020	<0.001	0.405
Tongue Erythema (10079075)	63 (0.006%)	0.010	22 (0.007%)	0.014	23 (0.004%)	0.033	4 (0.006%)	0.020	0.259	<0.001
Tongue Exfoliation (10064488)	9 (0.001%)	0.001	5 (0.002%)	0.003	6 (0.001%)	0.009	0 (0%)	0	0.851	0.003
Tongue Induration (10084548)	1 (<0.001%)	<0.001	1 (<0.001%)	0.001	1 (<0.001%)	0.001	0 (0%)	0	1.000	0.173
Tongue Movement Disturbance (10043963)	52 (0.005%)	0.008	16 (0.005%)	0.010	16 (0.003%)	0.023	3 (0.004%)	0.015	0.152	<0.001
Tongue Oedema (10043967)	454 (0.042%)	0.070	76 (0.023%)	0.049	122 (0.024%)	0.177	9 (0.013%)	0.046	<0.001	<0.001

TABLE 2 (Continued)

Preferred term	mRNA-based vaccines			Viral vector-based vaccines			Protein subunit		mRNA vs. vector	
	PFIZER-BIONTECH (TOZINAMERAN)		MODERNA(CX-024414)	ASTRAZENECA (CHADOX1 NCOV-19)		JANSSEN (AD26.COV2.S)	NOVAVAX(NVX-COV2373)		Sig.	
	N (% of SE)	/100 K doses	N (% of SE)	/100 K doses	N (% of SE)	/100 K doses	N (% of SE)	/100 K doses	% of SE	/100 K doses
Tongue Pigmentation (10069164)	0 (0%)	0	1 (<0.001%)	0.001	0 (0%)	0	0 (0%)	0	1.000	0.741
Tongue Pruritus (10070072)	192 (0.018%)	0.030	34 (0.011%)	0.022	26 (0.005%)	0.038	0 (0%)	0	<0.001	0.813
Tongue Rough (10043977)	24 (0.002%)	0.004	5 (0.002%)	0.003	9 (0.002%)	0.013	0 (0%)	0	0.551	0.004
Tongue Spasm (10043981)	23 (0.002%)	0.004	7 (0.002%)	0.004	6 (0.001%)	0.009	0 (0%)	0	0.135	0.172
Tongue Thrust (10082545)	1 (<0.001%)	<0.001	0 (0%)	0	0 (0%)	0	0 (0%)	0	1.000	0.741
Tongue Ulceration (10043991)	92 (0.009%)	0.014	25 (0.008%)	0.016	46 (0.009%)	0.067	7 (0.010%)	0.036	0.674	<0.001
Trichoglossia (10080276)	18 (0.002%)	0.003	1 (<0.001%)	0.001	7 (0.001%)	0.010	2 (0.003%)	0.010	0.912	<0.001
Acquired Macroglossia (10058835)	2 (<0.001%)	<0.001	0 (0%)	0	3 (0.001%)	0.004	0 (0%)	0	0.155	<0.001
Ankyloglossia Acquired (10049243)	1 (<0.001%)	<0.001	0 (0%)	0	0 (0%)	0	0 (0%)	0	1.000	0.741
Atrophy of Tongue Papillae (10003712)	4 (<0.001%)	0.001	0 (0%)	0	0 (0%)	0	0 (0%)	0	0.328	0.508
Angular Cheilitis (10002509)	29 (0.003%)	0.004	5 (0.002%)	0.003	15 (0.003%)	0.022	3 (0.004%)	0.015	0.502	<0.001
Cheilitis (10008417)	109 (0.010%)	0.017	36 (0.011%)	0.023	59 (0.011%)	0.086	3 (0.004%)	0.015	0.925	<0.001
Chapped Lips (10049047)	53 (0.005%)	0.008	21 (0.006%)	0.013	26 (0.005%)	0.038	4 (0.006%)	0.020	0.985	<0.001
Lip Blister (10049307)	119 (0.011%)	0.018	28 (0.009%)	0.018	43 (0.008%)	0.063	2 (0.003%)	0.010	0.082	<0.001
Lip Discolouration (10024549)	42 (0.004%)	0.006	14 (0.004%)	0.009	14 (0.003%)	0.020	5 (0.007%)	0.025	0.517	<0.001

(Continues)

TABLE 2 (Continued)

Preferred term	mRNA-based vaccines		Viral vector-based vaccines		Protein subunit		mRNA vs. vector					
	PFIZER-BIONTECH (TOZINAMERAN)		ASTRAZENECA (CHADOX1 NCOV-19)		NOVAVAX(NVX-COV2373)		Sig.					
	N (% of SE)	/100 K doses	N (% of SE)	/100 K doses	N (% of SE)	/100 K doses	% of SE	Group				
Lip Disorder (10048470)	52 (0.005%)	0.008	15 (0.005%)	0.010	18 (0.003%)	0.026	1 (0.001%)	0.005	0 (0%)	0	0.170	0.001
Lip Dry (10024552)	129 (0.012%)	0.020	34 (0.011%)	0.022	90 (0.017%)	0.131	7 (0.010%)	0.036	0 (0%)	0	0.006	<0.001
Lip Erythema (10080124)	54 (0.005%)	0.008	12 (0.004%)	0.008	8 (0.002%)	0.012	2 (0.003%)	0.010	0 (0%)	0	0.003	0.337
Lip Exfoliation (10064482)	16 (0.001%)	0.002	5 (0.002%)	0.003	9 (0.002%)	0.013	2 (0.003%)	0.010	0 (0%)	0	0.673	<0.001
Lip Oedema (10024558)	717 (0.067%)	0.110	141 (0.044%)	0.090	190 (0.037%)	0.276	20 (0.030%)	0.102	1 (0.084%)	0.400	<0.001	<0.001
Lip Pain (10024561)	172 (0.016%)	0.026	40 (0.012%)	0.026	70 (0.014%)	0.102	6 (0.009%)	0.031	0 (0%)	0	0.289	<0.001
Lip Pruritus (10070721)	175 (0.016%)	0.027	33 (0.010%)	0.021	30 (0.006%)	0.044	3 (0.004%)	0.015	0 (0%)	0	<0.001	0.047
Lip Scab (10082767)	2 (<0.001%)	<0.001	1 (<0.001%)	0.001	0 (0%)	0	0 (0%)	0	0 (0%)	0	0.560	0.567
Lip Swelling (10024570)	2512 (0.234%)	0.386	801 (0.248%)	0.512	1414 (0.275%)	2.056	86 (0.129%)	0.438	3 (0.251%)	1.200	0.008	<0.001
Lip Ulceration (10024572)	28 (0.003%)	0.004	12 (0.004%)	0.008	23 (0.004%)	0.033	2 (0.003%)	0.010	0 (0%)	0	0.143	<0.001
Lip Erosion (10051992)	3 (<0.001%)	<0.001	0 (0%)	0	0 (0%)	0	0 (0%)	0	0 (0%)	0	0.560	0.567
Palatal Disorder (10052453)	23 (0.002%)	0.004	4 (0.001%)	0.003	13 (0.003%)	0.019	4 (0.006%)	0.020	0 (0%)	0	0.239	<0.001
Palatal Oedema (10056998)	163 (0.015%)	0.025	24 (0.007%)	0.015	24 (0.005%)	0.035	4 (0.006%)	0.020	0 (0%)	0	<0.001	0.121
Palatal Swelling (10074403)	82 (0.008%)	0.013	25 (0.008%)	0.016	25 (0.005%)	0.036	2 (0.003%)	0.010	0 (0%)	0	0.024	<0.001
Palatal Ulcer (10077519)	3 (<0.001%)	<0.001	1 (<0.001%)	0.001	2 (<0.001%)	0.003	1 (0.001%)	0.005	0 (0%)	0	0.427	0.003

TABLE 2 (Continued)

Preferred term	mRNA-based vaccines		Viral vector-based vaccines		Protein subunit		mRNA vs. vector						
	PFIZER-BIONTECH (TOZINAMERAN)		ASTRAZENECA (CHADOX1 NCOV-19)		JANSEN (AD26.COV2.S)		NOVAVAX(NVX-COV2373)						
	N (% of SE)	/100 K doses	N (% of SE)	/100 K doses	N (% of SE)	/100 K doses	N (% of SE)	/100 K doses					
Anaesthesia Oral (10082548)	91 (0.008%)	0.014	20 (0.006%)	0.013	21 (0.004%)	0.031	1 (0.001%)	0.005	0 (0%)	0	0.002	0.015	Other
Paraesthesia Oral (10057372)	4027 (0.376%)	0.619	789 (0.244%)	0.505	1300 (0.253%)	1.890	100 (0.150%)	0.510	6 (0.501%)	2.399	<0.001	<0.001	Sensory AE ^e
Hypoesthesia Oral (10057371)	2544 (0.237%)	0.391	624 (0.193%)	0.399	887 (0.172%)	1.290	93 (0.139%)	0.474	0 (0%)	0	<0.001	<0.001	
Burning Mouth Syndrome (10068065)	25 (0.002%)	0.004	3 (0.001%)	0.002	14 (0.003%)	0.020	2 (0.003%)	0.010	0 (0%)	0	0.397	<0.001	
Oral Dysaesthesia (10050820)	67 (0.006%)	0.010	14 (0.004%)	0.009	14 (0.003%)	0.020	2 (0.003%)	0.010	0 (0%)	0	0.007	0.044	
Aphthous Ulcer (10002959)	784 (0.073%)	0.121	196 (0.061%)	0.125	0 (0%)	0	45 (0.067%)	0.229	1 (0.084%)	0.400	<0.001	<0.001	Oral Mucosa-related AE ^f
Coating in Mouth (10075366)	12 (0.001%)	0.002	6 (0.002%)	0.004	5 (0.001%)	0.007	0 (0%)	0	0 (0%)	0	0.563	0.119	
Leukoplakia Oral (10024396)	8 (0.001%)	0.001	5 (0.002%)	0.003	2 (<0.001%)	0.003	1 (0.001%)	0.005	0 (0%)	0	0.424	0.205	
Mouth Swelling (10075203)	435 (0.041%)	0.067	163 (0.050%)	0.104	193 (0.038%)	0.281	17 (0.025%)	0.087	0 (0%)	0	0.036	<0.001	
Oedema Mouth (10030110)	96 (0.009%)	0.015	15 (0.005%)	0.010	31 (0.006%)	0.045	4 (0.006%)	0.020	0 (0%)	0	0.177	<0.001	
Oral Blood Blister (10076590)	31 (0.003%)	0.005	19 (0.006%)	0.012	49 (0.010%)	0.071	2 (0.003%)	0.010	0 (0%)	0	0.024	<0.001	
Oral Discomfort (10030973)	647 (0.060%)	0.099	167 (0.052%)	0.107	205 (0.040%)	0.298	22 (0.033%)	0.112	1 (0.084%)	0.400	<0.001	<0.001	
Oral Disorder (10067621)	134 (0.012%)	0.021	0 (0%)	0	39 (0.008%)	0.057	5 (0.007%)	0.025	0 (0%)	0	0.197	<0.001	
Oral Lichen Planus (10030983)	51 (0.005%)	0.008	12 (0.004%)	0.008	20 (0.004%)	0.029	1 (0.001%)	0.005	0 (0%)	0	0.443	<0.001	

(Continues)

TABLE 2 (Continued)

Preferred term	mRNA-based vaccines		Viral vector-based vaccines		Protein subunit		mRNA vs. vector	
	PFIZER-BIONTECH (TOZINAMERAN)		ASTRAZENECA (CHADOX1 NCOV-19)		NOVAVAX(NVX-COV2373)		Sig.	
	N (% of SE) /100 K doses	MODERNA(CX-024414) N (% of SE) /100 K doses	N (% of SE) /100 K doses	JANSSEN (AD26.COV2.S) N (% of SE) /100 K doses	N (% of SE) /100 K doses	N (% of SE) /100 K doses	% of SE doses	Group
Oral Lichenoid Reaction (10083833)	3 (<0.001%)	0 (0%)	1 (<0.001%)	0 (0%)	0 (0%)	0 (0%)	1.000	0.311
Oral Mucosa Erosion (10064594)	21 (0.002%)	3 (0.001%)	6 (0.001%)	0 (0%)	0 (0%)	0 (0%)	0.352	0.063
Oral Mucosal Blistering (10030995)	1 (<0.001%)	98 (0.030%)	122 (0.024%)	11 (0.016%)	0 (0%)	0 (0%)	<0.001	<0.001
Oral Mucosal Discolouration (10030996)	6 (0.001%)	2 (0.001%)	3 (0.001%)	0 (0%)	0 (0%)	0 (0%)	1.000	0.053
Oral Mucosal Eruption (10030997)	56 (0.005%)	24 (0.007%)	33 (0.006%)	3 (0.004%)	0 (0%)	0 (0%)	0.778	<0.001
Oral Mucosal Erythema (10067418)	83 (0.008%)	13 (0.004%)	24 (0.005%)	0 (0%)	0 (0%)	0 (0%)	0.031	<0.001
Oral Mucosal Exfoliation (10064487)	27 (0.003%)	6 (0.002%)	19 (0.004%)	1 (0.001%)	0 (0%)	0 (0%)	0.238	<0.001
Oral Mucosal Roughening (10084009)	9 (0.001%)	3 (0.001%)	2 (<0.001%)	0 (0%)	0 (0%)	0 (0%)	0.377	0.580
Oral Pain (10031009)	502 (0.047%)	154 (0.048%)	399 (0.078%)	24 (0.036%)	0 (0%)	0 (0%)	<0.001	<0.001
Oral Pigmentation (10077552)	2 (<0.001%)	0 (0%)	0 (0%)	0 (0%)	0 (0%)	0 (0%)	1.000	0.640
Oral Pruritus (10052894)	288 (0.027%)	40 (0.012%)	43 (0.008%)	3 (0.004%)	0 (0%)	0 (0%)	<0.001	0.116
Oral Purpura (10083533)	3 (<0.001%)	0 (0%)	3 (0.001%)	0 (0%)	0 (0%)	0 (0%)	0.369	0.001
Stomatitis (10042128)	479 (0.045%)	152 (0.047%)	193 (0.038%)	24 (0.036%)	0 (0%)	0 (0%)	0.016	<0.001
Mouth Ulceration (10028034)	472 (0.044%)	127 (0.039%)	607 (0.118%)	9 (0.013%)	0 (0%)	0 (0%)	<0.001	<0.001

TABLE 2 (Continued)

Preferred term	mRNA-based vaccines		Viral vector-based vaccines		Protein subunit		mRNA vs. vector	
	PFIZER-BIONTECH (TOZINAMERAN)	MODERNA(CX-024414)	ASTRAZENECA (CHADOX1 NCOV-19)	JANSSEN (AD26.COV2.S)	NOVAVAX(NVX-COV2373)			
	N (% of SE) /100 K doses	N (% of SE) /100 K doses	N (% of SE) /100 K doses	N (% of SE) /100 K doses	N (% of SE) /100 K doses	N (% of SE) /100 K doses	% of SE	Group
Oral Disorder (10061326)	134 (0.012%)	0 (0%)	0 (0%)	0 (0%)	0 (0%)	0 (0%)	<0.001	0.001
Oral Mucosal Hypertrophy (10062956)	1 (<0.001%)	0 (0%)	0 (0%)	0 (0%)	0 (0%)	0 (0%)	1.000	0.741
Oral Mucosal Scab (10082769)	2 (<0.001%)	0 (0%)	0 (0%)	0 (0%)	0 (0%)	0 (0%)	1.000	1.000
Oral Papule (10031010)	6 (0.001%)	0 (0%)	1 (<0.001%)	1 (0.001%)	0 (0%)	0 (0%)	1.000	0.183

Note: *Data was updated as of September 17th, 2022. Bold values are significant at $p \leq 0.05$

Abbreviation: mRNA, messenger RNA.

Chi-squared test (χ^2) and Fisher's exact test had been used with a significance level (Sig.) <0.05.

^aThe preferred term Sensitivity of Teeth (10040012) was not reported in any vaccine groups.

^bThe preferred terms Salivary Duct Stenosis (10039388), Sialoadenitis (10040628), Salivary Duct Obstruction (10039386), and Salivary Gland Induration (10071363) were not reported in any vaccine groups.

^cThe preferred terms Macroglossia (10025391), Tongue Fungal Infection (10075845), and Tongue Paralysis (10043972) were not reported in any vaccine groups.

^dThe preferred term Palatal Palsy (10072012) was not reported in any vaccine groups.

^eThe preferred term Burn Oral Cavity (10075532) was not reported in any vaccine groups.

^fThe preferred terms Aphthous Stomatitis (10002958), Circumoral Oedema (10052250), Circumoral Swelling (10081703), Oral Candidiasis (10030963), Oral Fungal Infection (10061324), Oral Herpes (10067152), Oral Pustule (10056674), Oral Viral Infection (10065234), Oropharyngeal Blistering (10067950), Oropharyngeal Plaque (10067721), Perioral Dermatitis (10034541), Buccal Mucosal Roughening (10048479), Mouth Plaque (10028032), and Oral Mucosal Petechiae (10030998) were not reported in any vaccine groups.

common taste-related SE (0.381%), followed by ageusia (0.296%) and taste disorder (0.173%). Oral paraesthesia (0.315%) and oral hypoesthesia (0.210%) were the most common SEs among other sensations. Dry mouth (0.215%) and salivary hypersecretion (0.025%) were the most common salivary gland-related SEs. The swollen tongue was the most common tongue-related SE (0.207%), followed by glossodynia (0.046%), tongue discomfort (0.036%), and tongue oedema (0.033%) (Table 2).

Lip swelling was the most common lip-related SE (0.243%), followed by lip oedema (0.054%), lip pain (0.015%), lip dry (0.013%), lip pruritus (0.012%), cheilitis (0.010%), and lip blister (0.010%). Palatal oedema (0.011%) and palatal swelling (0.007%) were the most common palate-related SEs. Among oral mucosa-related SEs, mouth ulceration (0.061%) was the most common SE, followed by oral pain (0.055%), oral discomfort (0.053%), aphthous ulcer (0.052%), stomatitis (0.043%), mouth swelling (0.041%), and oral pruritus (0.019%) (Table 2).

3.3 | Vaccine-specific prevalence of oral SEs

Among the top 20 oral SEs, salivary hypersecretion (*Sig.* = 0.839) and glossodynia (*Sig.* = 0.102) were not different between mRNA-based and viral vector-based vaccine groups.

Dysgeusia (*Sig.* < 0.001), ageusia (*Sig.* < 0.001), lip swelling (*Sig.* = 0.008), dry mouth (*Sig.* < 0.001), taste disorder (*Sig.* = 0.015), toothache (*Sig.* < 0.001), mouth ulceration (*Sig.* < 0.001), and oral pain (*Sig.* < 0.001) were more significantly common in the viral vector-based vaccines group.

On the other hand, oral paraesthesia (*Sig.* < 0.001), oral hypoesthesia (*Sig.* < 0.001), swollen tongue (*Sig.* < 0.001), lip oedema (*Sig.* < 0.001), oral discomfort (*Sig.* < 0.001), aphthous ulcer (*Sig.* < 0.001), mouth swelling (*Sig.* = 0.036), tongue discomfort (*Sig.* < 0.001), and tongue oedema (*Sig.* < 0.001) were significantly more common in the mRNA-based vaccines group (Table 2).

3.4 | Sex-specific prevalence of SEs

Dysgeusia (0.438%) was the most common oral SE among females, followed by oral paraesthesia (0.399%), ageusia (0.296%), lip swelling (0.279%), oral hypoesthesia (0.248%), dry mouth (0.242%), swollen tongue (0.191%), and taste disorder (0.183%). Similarly, dysgeusia (0.244%) was the most common oral SE among males, followed by lip swelling (0.162%), ageusia (0.161%), dry mouth (0.152%), taste disorder (0.148%), oral paraesthesia (0.125%), oral hypoesthesia (0.119%), toothache (0.085%), and swollen tongue (0.072%) (Figure 1).

Regarding the top 20 oral SEs, females had significantly (*Sig.* < 0.001) a higher prevalence of all SEs, except for salivary hypersecretion, which was equally prevalent (*Sig.* = 0.839) among females (0.025%) and males (0.025%) (Table 3).

Among females, dysgeusia, ageusia, dry mouth, taste disorder, toothache, and mouth ulceration were significantly more associated with viral vector-based than mRNA-based vaccines. On the other hand, oral paraesthesia, oral hypoesthesia, swollen tongue, lip

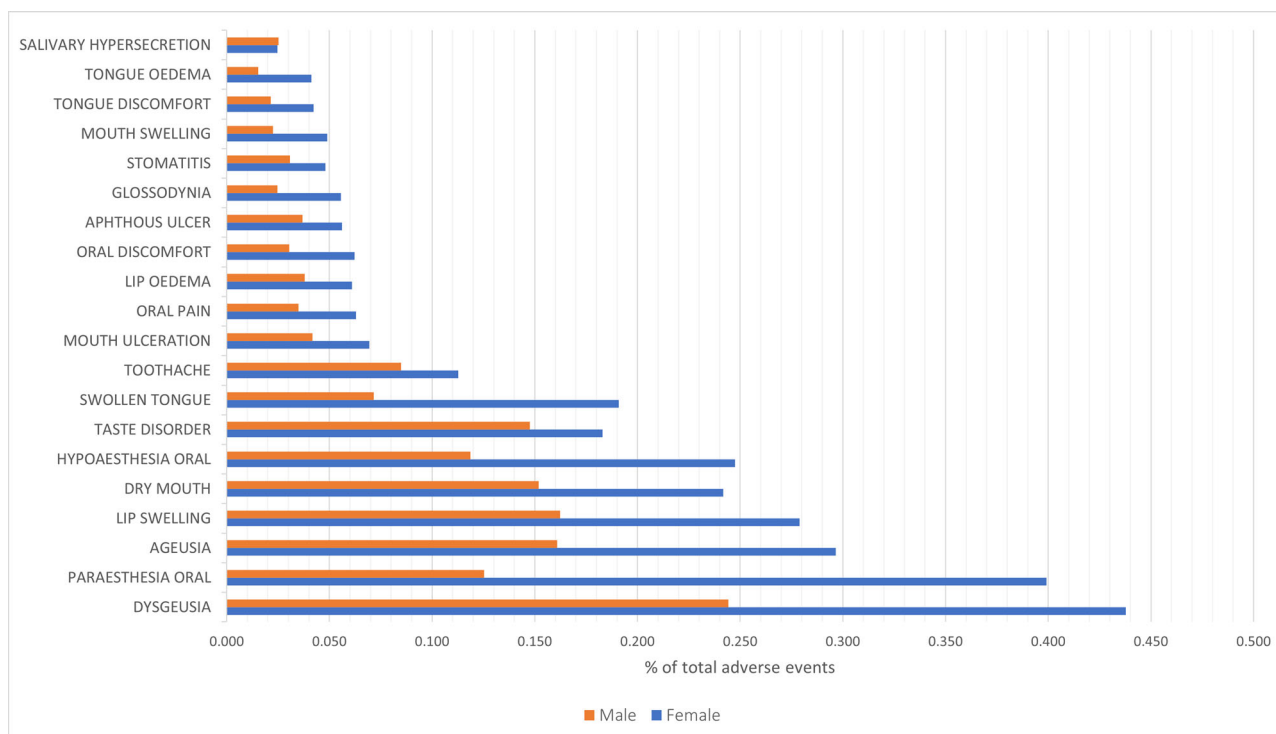


FIGURE 1 Most common oral side effects reported by COVID-19 vaccines recipients in the European Economic Area (EEA) until August 6th, 2022, stratified by sex (EMA; EudraVigilance).

TABLE 3 Top 20 oral side effects reported by COVID-19 vaccines recipients in the European Economic Area (EEA) until August 6th, 2022, stratified by sex (EMA; EudraVigilance).

Preferred term	Female				Male				Sig. (F vs. M)
	mRNA-based	Viral vector-based	Sig.	Total	mRNA-based	Viral vector-based	Sig.	Total	
Dysgeusia (10013911)	4223 (0.416%)	1958 (0.487%)	<0.001	6181 (0.438%)	1040 (0.247%)	414 (0.238%)	0.599	1454 (0.244%)	<0.001
Paraesthesia Oral (10057372)	4205 (0.434%)	1208 (0.307%)	<0.001	5413 (0.399%)	551 (0.137%)	166 (0.098%)	<0.001	717 (0.125%)	<0.001
Ageusia (10001480)	2733 (0.269%)	1458 (0.362%)	<0.001	4191 (0.296%)	398 (0.094%)	560 (0.322%)	<0.001	958 (0.161%)	<0.001
Lip Swelling (10024570)	2646 (0.273%)	1142 (0.290%)	0.092	3788 (0.279%)	618 (0.154%)	310 (0.182%)	0.014	928 (0.162%)	<0.001
Dry Mouth (10013781)	1971 (0.204%)	1314 (0.334%)	<0.001	3285 (0.242%)	531 (0.132%)	338 (0.199%)	<0.001	869 (0.152%)	<0.001
Hypoesthesia Oral (10057371)	2584 (0.267%)	778 (0.198%)	<0.001	3362 (0.248%)	509 (0.127%)	170 (0.100%)	0.008	679 (0.119%)	<0.001
Taste Disorder (10082490)	1757 (0.101%)	832 (0.207%)	<0.001	2589 (0.183%)	641 (0.152%)	238 (0.137%)	0.172	879 (0.148%)	<0.001
Swollen Tongue (10042727)	2611 (0.047%)	0 (0%)	<0.001	2611 (0.191%)	412 (0.103%)	0 (0%)	<0.001	412 (0.072%)	<0.001
Toothache (10044055)	975 (0.054%)	559 (0.142%)	<0.001	1534 (0.113%)	333 (0.083%)	152 (0.089%)	0.437	485 (0.085%)	<0.001
Mouth Ulceration (10028034)	453 (0.047%)	492 (0.125%)	<0.001	945 (0.069%)	133 (0.033%)	106 (0.062%)	<0.001	239 (0.042%)	<0.001
Oral Pain (10031009)	521 (0.054%)	335 (0.085%)	<0.001	856 (0.063%)	123 (0.031%)	77 (0.045%)	0.007	200 (0.035%)	<0.001
Lip Oedema (10024558)	678 (0.070%)	151 (0.038%)	<0.001	829 (0.061%)	163 (0.041%)	54 (0.032%)	0.119	217 (0.038%)	<0.001
Oral Discomfort (10030973)	673 (0.070%)	173 (0.044%)	<0.001	846 (0.062%)	123 (0.031%)	51 (0.030%)	0.904	174 (0.030%)	<0.001
Aphthous Ulcer (10002959)	764 (0.079%)	0 (0%)	<0.001	764 (0.056%)	211 (0.053%)	0 (0%)	<0.001	211 (0.037%)	<0.001
Glossodynia (10018388)	512 (0.053%)	244 (0.062%)	0.041	756 (0.056%)	101 (0.025%)	40 (0.024%)	0.724	141 (0.025%)	<0.001
Stomatitis (10042128)	493 (0.051%)	160 (0.041%)	0.013	653 (0.048%)	126 (0.031%)	50 (0.029%)	0.702	176 (0.031%)	<0.001
Mouth Swelling (10075203)	499 (0.052%)	167 (0.042%)	0.029	666 (0.049%)	90 (0.022%)	39 (0.023%)	0.900	129 (0.023%)	<0.001
Tongue Discomfort (10077855)	446 (0.046%)	129 (0.033%)	<0.001	575 (0.042%)	93 (0.023%)	30 (0.018%)	0.195	123 (0.022%)	<0.001
Tongue Oedema (10043967)	455 (0.047%)	107 (0.027%)	<0.001	562 (0.041%)	66 (0.016%)	22 (0.013%)	0.332	88 (0.015%)	<0.001
Salivary Hypersecretion (10039424)	234 (0.024%)	102 (0.026%)	0.558	336 (0.025%)	110 (0.027%)	34 (0.020%)	0.108	144 (0.025%)	0.839

Note: Chi-squared test (χ^2) and Fisher's exact test had been used with a significance level (Sig.) <0.05.

Abbreviation: mRNA, messenger RNA.

oedema, and tongue oedema were significantly more associated with mRNA-based vaccines (Figure 2).

Among males, ageusia, lip swelling, dry mouth, and mouth ulceration were significantly more associated with viral vector-based than mRNA-based vaccines. On the other hand, oral paraesthesia, oral hypoesthesia, and swollen tongue were significantly more associated with mRNA-based vaccines (Figure 2).

3.5 | Age-specific prevalence of oral SEs

Lip swelling (0.292%) was the most common oral SE among the minors group (0–17 years old), followed by ageusia (0.194%), lip oedema (0.111%), taste disorder (0.107%), and dysgeusia (0.100%). Dysgeusia (0.409%) was the most common oral SE among the adults' group (18–64 years old), followed by oral paraesthesia (0.342%), ageusia (0.292%), lip swelling (0.234%), oral hypoesthesia (0.226%), dry mouth (0.223%), taste disorder (0.173%), and swollen tongue (0.156%). Ageusia (0.309%) was the most common oral SE among the seniors' group (≥65 years old), followed by dysgeusia (0.261%), lip swelling (0.251%), oral paraesthesia

(0.203%), dry mouth (0.194%), taste disorder (0.166%), and swollen tongue (0.156%) (Figure 3).

Viral vector-based vaccines were associated with a significantly higher frequency of dysgeusia (*Sig.* = 0.002), oral paraesthesia (*Sig.* = 0.032), dry mouth (*Sig.* < 0.001), and toothache (*Sig.* < 0.001) among the minors age group (0–17 years old) compared with mRNA-based vaccines. Similarly, dysgeusia (*Sig.* = 0.004), dry mouth (*Sig.* < 0.001), toothache (*Sig.* < 0.001), and mouth ulceration (*Sig.* < 0.001) were more significantly associated with viral vector-based vaccines than mRNA-based vaccines in the seniors' group (≥65 years old) (Figure 4).

In the adults age group (18–64 years old), dysgeusia (*Sig.* = 0.013), ageusia (*Sig.* < 0.001), dry mouth (*Sig.* < 0.001), taste disorder (*Sig.* = 0.009), mouth ulceration (*Sig.* < 0.001), and oral pain (*Sig.* < 0.001) were more significantly common in the viral vector-based vaccines group (Table 4).

4 | DISCUSSION

This cumulative, big-data-based, retrospective analysis aimed to assess the prevalence of oral SEs potentially associated with COVID-19 vaccination in the EEA. The present analysis revealed a

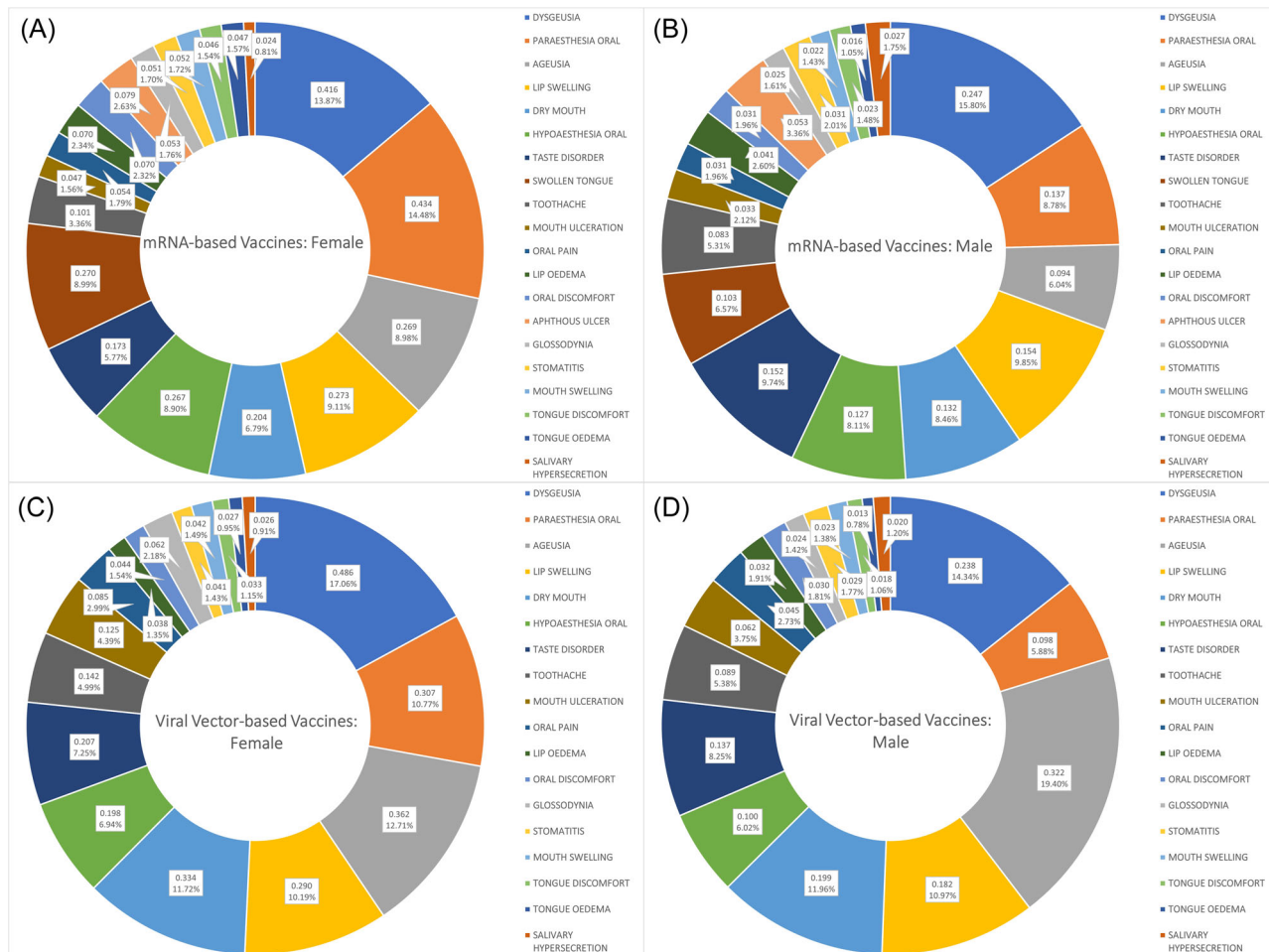


FIGURE 2 Most common oral side effects reported by COVID-19 vaccines recipients in the European Economic Area (EEA) until August 6th, 2022, stratified by sex and vaccine type (EMA; EudraVigilance).

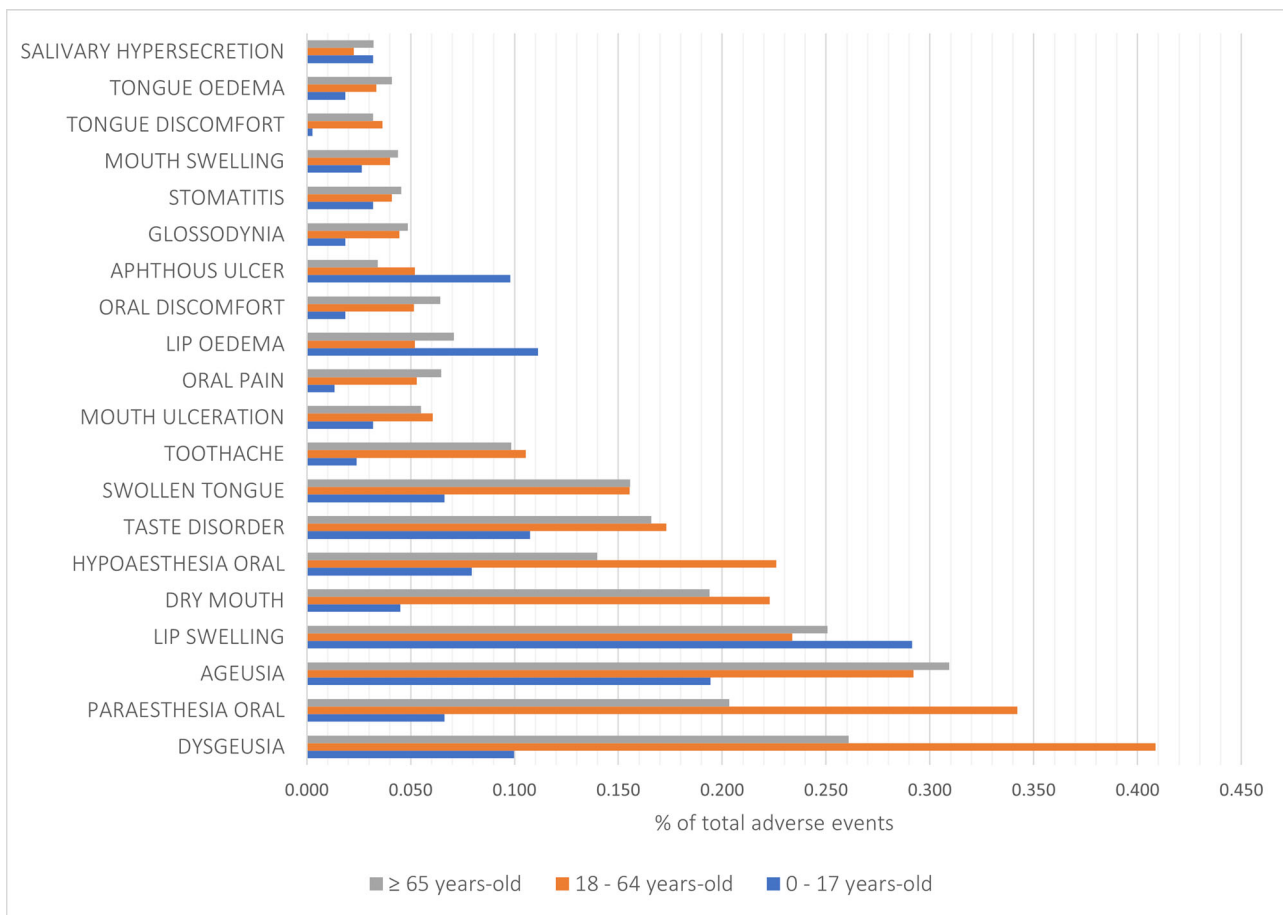


FIGURE 3 Most common oral side effects reported by COVID-19 vaccine recipients in the European Economic Area (EEA) until August 6th, 2022, stratified by age group (EMA; EudraVigilance).

low prevalence of oral SEs, with taste, other sensory and anaphylactic SEs being the most common SEs, similar to what was found earlier among the US population. Females and mRNA-based vaccines were associated with higher prevalence of oral SEs. The high frequency of taste disorders could be confounded by several factors such as increased public awareness, breakthrough infections, and long COVID-19.

A recent retrospective analysis for the VAERS reports of oral SEs following COVID-19 vaccination revealed that oral paraesthesia (0.872 case per each 100 received reports) was the most commonly reported SE in the United States, followed by lip swelling (0.844%), ageusia (0.722%), oral hypoesthesia (0.648%), swollen tongue (0.628%), and dysgeusia (0.617%).¹⁴ Our study results are consistent with what was found in the United States, as taste, other sensory and anaphylactic SEs, e.g., lip and tongue swelling, were the most common oral SEs. In the present analysis, dysgeusia was the most common (0.381%), followed by oral paraesthesia (0.315%), ageusia (0.296%), lip swelling (0.243%), dry mouth (0.215%), oral hypoesthesia (0.210%), swollen tongue (0.207%), and taste disorder (0.173%).

Initially published data on COVID-19 vaccine safety by manufacturers and drug regulators in Europe, the United States, Canada, and the United Kingdom provided scanty information

about the possibility of oral SEs. These rare or very rare oral SEs included peripheral facial paralysis (Bell's palsy), lymph node enlargement, facial swelling, and orofacial reactions linked to allergy/anaphylaxis.^{13-17,25-27} Arguably, Cirillo observed a heterogeneity in the acknowledgment of orofacial SEs in the US compared with Europe.²⁵ The present study did not only cover these oral SEs suggested by the regulators but also found numerous overlooked oral SEs. The need for the wider use of hybrid surveillance systems has been called for since the beginning of COVID-19 mass vaccination to monitor the rare or very rare nonlife-threatening SEs, including oral SEs.^{28,29}

Although a causative relationship between COVID-19 vaccines and oral SEs has not been verified yet, the probable pathophysiological pathways may include immune cross-reactivity, autoimmune dysregulation, hypersensitivity reactions, molecular mimicry, and allergy to vaccine ingredients.³⁰ Moreover, immune dysregulation can be linked with the aggravation of underlying, often undiagnosed, conditions in susceptible persons. Vaccine-induced reactivation of latent viral infections such as herpes simplex virus type 1 and the varicella-zoster virus may be responsible for some forms of oral symptoms, such as paraesthesia, Bells' palsy, mouth discomfort and ulcerations.³¹⁻³⁴

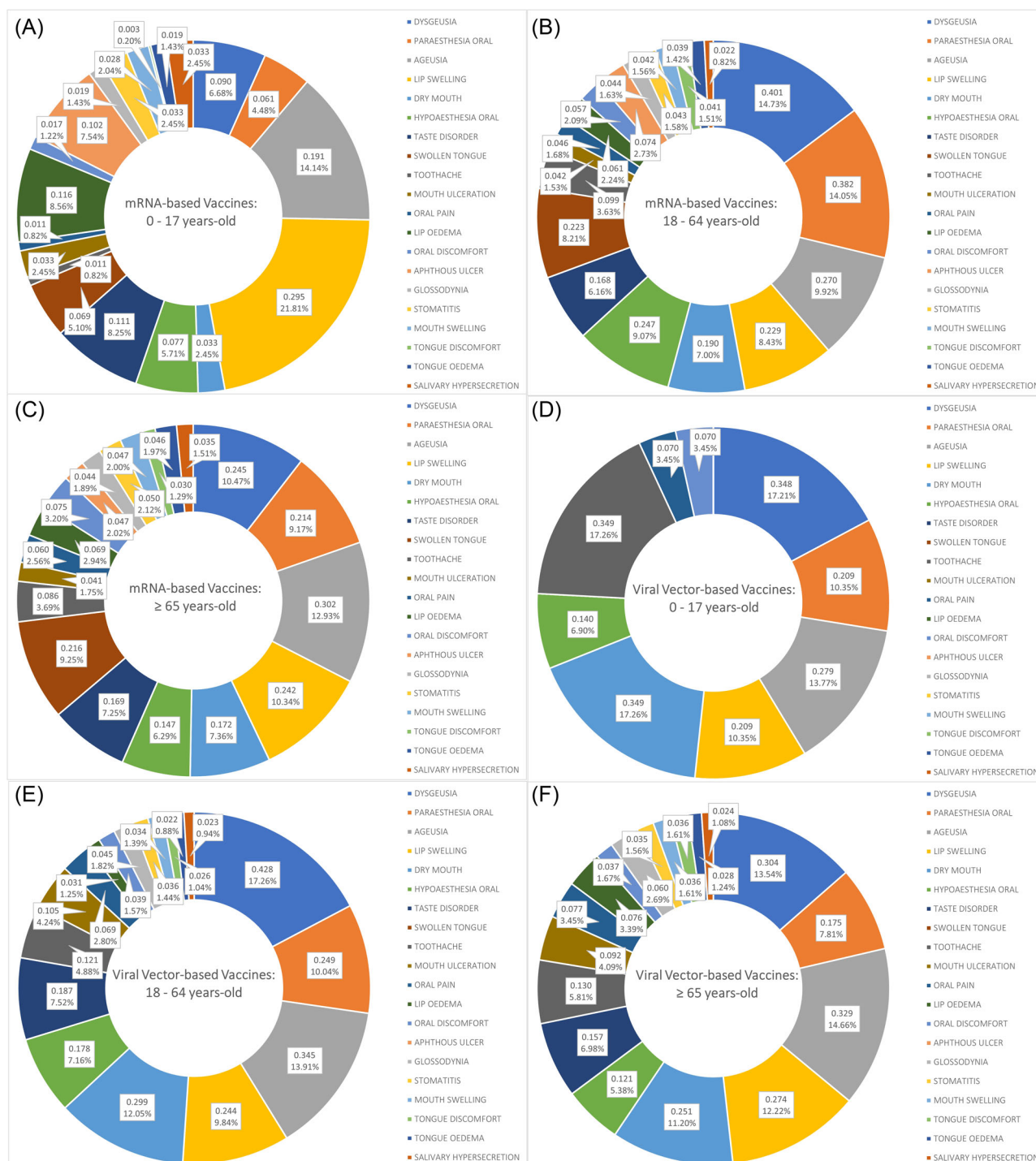


FIGURE 4 Most common oral side effects reported by COVID-19 vaccines recipients in the European Economic Area (EEA) until August 6th, 2022, stratified by age group and vaccine type (EMA; EudraVigilance).

The present study found that females had significantly higher levels of the most common (top 20) oral SEs following COVID-19 vaccination, which is similar to what was found earlier in the United States.¹⁴ The same pattern was noticed by Di Spirito et al.¹³ in their systematic review, where 68.8% of the reported cases were females. However, it is unclear why females had higher reported oral SEs; the prevailing evidence from passive and active

surveillance studies confirmed the hypothesis that females' immune response could be stronger, thus triggering more frequent and severe postvaccination side effects generally.³⁵⁻³⁷ Whether sex-related differences of oral SEs are tailored by mere biologic factors or influenced by sociocultural patterns of femininity versus masculinity, it is strongly required to investigate the real aetiology of these disparities.³⁷

TABLE 4 Top 20 oral side effects reported by COVID-19 vaccines recipients in the European Economic Area (EEA) until August 6th, 2022, stratified by age group (EMA; EudraVigilance).

Preferred term	mRNA-based vaccines				Viral vector-based vaccines				Sig.(mRNA vs. viral vector)		
	0-17 years old	18-64 years old	≥65 years old	Sig.	0-17 years old	18-64 years old	≥65 years old	Sig.	0-17 years old	18-64 years old	≥65 years old
Dysgeusia (10013911)	34 (0.090%)	4498 (0.401%)	542 (0.245%)	<0.001	5 (0.348%)	2011 (0.428%)	254 (0.304%)	<0.001	0.002	0.013	0.004
Paraesthesia Oral (10057372)	22 (0.061%)	4104 (0.382%)	462 (0.214%)	<0.001	3 (0.209%)	1144 (0.249%)	145 (0.175%)	<0.001	0.032	<0.001	0.034
Ageusia (10001480)	72 (0.191%)	3031 (0.270%)	669 (0.302%)	<0.001	4 (0.279%)	1621 (0.345%)	275 (0.329%)	0.697	0.460	<0.001	0.233
Lip Swelling (10024570)	107 (0.295%)	2463 (0.229%)	521 (0.242%)	0.026	3 (0.209%)	1121 (0.244%)	227 (0.274%)	0.265	0.557	0.084	0.112
Dry Mouth (10013781)	12 (0.033%)	2046 (0.190%)	371 (0.172%)	<0.001	5 (0.349%)	1373 (0.299%)	208 (0.251%)	0.059	<0.001	<0.001	<0.001
Hypoesthesia Oral (10057371)	28 (0.077%)	2649 (0.247%)	317 (0.147%)	<0.001	2 (0.140%)	816 (0.178%)	100 (0.121%)	0.001	0.410	<0.001	0.086
Taste Disorder (10082490)	42 (0.111%)	1882 (0.168%)	375 (0.169%)	0.029	0 (0%)	876 (0.187%)	131 (0.157%)	0.047	0.206	0.009	0.445
Swollen Tongue (10042727)	25 (0.069%)	2398 (0.223%)	466 (0.216%)	<0.001	0 (0%)	0 (0%)	0 (0%)	N/A	0.320	<0.001	<0.001
Toothache (10044055)	4 (0.011%)	1060 (0.099%)	186 (0.086%)	<0.001	5 (0.349%)	556 (0.121%)	108 (0.130%)	0.039	<0.001	<0.001	0.001
Mouth Ulceration (10028034)	12 (0.033%)	448 (0.042%)	88 (0.041%)	0.721	0 (0%)	483 (0.105%)	76 (0.092%)	0.260	0.491	<0.001	<0.001
Oral Pain (10031009)	4 (0.011%)	491 (0.046%)	129 (0.060%)	<0.001	1 (0.070%)	319 (0.069%)	64 (0.077%)	0.736	0.058	<0.001	0.093
Lip Oedema (10024558)	42 (0.116%)	654 (0.061%)	148 (0.069%)	<0.001	0 (0%)	142 (0.031%)	63 (0.076%)	<0.001	0.198	<0.001	0.493
Oral Discomfort (10030973)	6 (0.017%)	612 (0.057%)	161 (0.075%)	<0.001	1 (0.070%)	179 (0.039%)	31 (0.037%)	0.819	0.146	<0.001	<0.001
Aphthous Ulcer (10002959)	37 (0.102%)	799 (0.074%)	102 (0.047%)	<0.001	0 (0%)	0 (0%)	0 (0%)	N/A	0.227	<0.001	<0.001
Glossodynia (10018388)	7 (0.019%)	476 (0.044%)	95 (0.044%)	0.080	0 (0%)	208 (0.045%)	50 (0.060%)	0.132	0.599	0.796	0.070
Stomatitis (10042128)	12 (0.033%)	463 (0.043%)	107 (0.050%)	0.255	0 (0%)	164 (0.036%)	29 (0.035%)	0.771	0.491	0.038	0.094
Mouth Swelling (10075203)	10 (0.028%)	456 (0.042%)	101 (0.047%)	0.243	0 (0%)	158 (0.034%)	30 (0.036%)	0.754	0.530	0.022	0.215
Tongue Discomfort (10077855)	1 (0.003%)	441 (0.041%)	65 (0.030%)	<0.001	0 (0%)	118 (0.026%)	30 (0.036%)	0.196	0.843	<0.001	0.404
Tongue Oedema (10043967)	7 (0.019%)	414 (0.039%)	99 (0.046%)	0.044	0 (0%)	100 (0.022%)	23 (0.028%)	0.486	0.599	<0.001	0.028
Salivary Hyper-secretion (10039424)	12 (0.033%)	241 (0.022%)	76 (0.035%)	0.002	0 (0%)	107 (0.023%)	20 (0.024%)	0.836	0.491	0.748	0.130

Note: Chi-squared test (χ^2) and Fisher's exact test had been used with a significance level (Sig.) <0.05.

Abbreviation: mRNA, messenger RNA.

Oral paraesthesia (Sig. < 0.001), swollen tongue (Sig. < 0.001), oral discomfort (Sig. < 0.001), and mouth swelling (Sig. = 0.036) were significantly more common in the mRNA-based vaccines group. Similarly, the VAERS reports indicated that COVID-19 mRNA-based vaccines were associated with a higher frequency of oral paraesthesia (Sig. < 0.001), swollen tongue (Sig. < 0.001), oral discomfort (Sig. = 0.001), and mouth swelling (Sig. = 0.021).¹⁴ A recent comprehensive analysis of VAERS data by Sa et al.³⁸ revealed that inflammatory SEs were less common after viral vector-based vaccines, while mRNA-based vaccines were associated with fewer coagulation disorders.

Our study revealed that taste-related SEs were more frequently reported in the viral vector-based vaccines group; however, the VAERS-based study did not detect significant differences between mRNA- and viral vector-based vaccine groups.¹⁴ Unlike other vaccines, COVID-19 vaccines were associated with a significantly higher frequency of taste-related SEs in the United States. Several hypotheses can be proposed to explain this finding: (i) the increased public awareness of taste disorders had probably increased during the COVID-19 pandemic due to utilizing taste disorders in differential diagnosis and case triage, (ii) the increased possibility of breakthrough infections that could be associated with taste disorders as clinical complications, and (iii) suffering from taste disorders as a result of long COVID-19.^{39–41}

Hertel et al.⁴² conducted a historical cohort study (n = 217 863) using data retrieved from the TriNetX database (USA), and their results suggested that the incidence of oral lichen planus (OLP) and oral lichenoid reactions was a rare SE of COVID-19 vaccines, with a significantly higher risk of developing these lesions in vaccinated (0.067%) than nonvaccinated (0.027%) individuals. On the other hand, our study and the VAERS-based study found that the prevalence of OLP was (0.004% and 0.006%, respectively) very uncommon.¹⁴

4.1 | Strengths

The anatomic-physiological classification used in this study to distinguish oral SEs seemed an adequate solution to deal with a large amount of unorganized data. In addition, this methodologic approach excluded nonvaccination-related symptoms that could mimic postvaccine effects. Using a pan-European dataset like EudraVigilance, which is systematically classified according to vaccine type, sex, and age group, facilitated subgroup analysis to determine high-risk groups, if any. From a clinical practice viewpoint, the subgroup analysis can be useful for oral medicine specialists.

4.2 | Limitations

First, all limitations of passive surveillance systems are inherited in this analysis; therefore, the prevalence of oral SEs calculated here should be used as indicative rather than true values. Second, selecting a single, yet multinational, database as an information source (EudraVigilance) may limit the generalizability of the study findings

because of the ethnic backgrounds of the included individuals. Third, this analysis did not evaluate patients' medical histories or oral SEs onset or duration, which could have better explained their potential etiologies that might be causally linked with COVID-19 vaccines. Fourthly, the subtle differences between clinical signs and symptoms affecting the oral cavity following inoculations are also prone to self-reported bias.

4.3 | Implications

This study results are expected to contribute to the current limited knowledge of oral SEs associated with COVID-19 vaccination. The cumulated and verified large-scale data can be compared to available sources to prepare reports/recommendations to reassure populations not only in the EEA. Our findings may support general medical/dental practitioners, oral medicine, and oral surgery specialists during differential diagnosis processes of noncharacteristic oral pathologies, with various manifestations. Moreover, these findings, as part of global pharmacovigilance protocol, provide an evidence-based, rational basis to manage the “unexplained” symptoms that may occur after COVID-19 vaccination.

5 | CONCLUSION

The present study revealed a low prevalence of oral SEs, with taste-related (e.g., dysgeusia and ageusia), other sensory (e.g., oral paraesthesia and oral hypoesthesia) and anaphylactic (e.g., lip swelling, swollen tongue, lip oedema, and mouth swelling) SEs being the most common SEs in Europe, similar to what was found earlier among the US population. Females and mRNA-based vaccines were associated with higher prevalence of oral SEs. The high frequency of taste-related disorders could be confounded by several factors such as increased public awareness, breakthrough infections, and long COVID-19. Future studies are required to explore the potential risk factors of oral sensory and anaphylactic SEs to verify whether they are causally linked to COVID-19 vaccines.

AUTHOR CONTRIBUTIONS

Conceptualization: Abanoub Riad; *methodology:* Abanoub Riad, and Sameh Attia; *validation:* Abanoub Riad, Arkadiusz Dziedzic, and Sameh Attia; *formal analysis:* Abanoub Riad; *investigation:* Nelly schulz-Weidner; *writing—original draft preparation:* Abanoub Riad, Arkadiusz Dziedzic and Sameh Attia; *writing—review and editing:* Nelly schulz-Weidner, and Hans-Peter Howaldt; *supervision:* Abanoub Riad; *project administration:* Abanoub Riad; *funding acquisition:* Sameh Attia and Hans-Peter Howaldt All authors have read and agreed to the published version of the manuscript.

ACKNOWLEDGMENTS

Open Access funding enabled and organized by Projekt DEAL. The work of A.R. is supported by the NPO “Systemic Risk Institute”

number LX22NPO5101, funded by the European Union - Next Generation EU (Ministry of Education, Youth and Sports, NPO: EXCELES).

CONFLICT OF INTEREST STATEMENT

The authors declare no conflict of interest.

DATA AVAILABILITY STATEMENT

The data that support the findings of this study are available at: <https://www.adrreports.eu/en/search.html>

ORCID

Abanoub Riad  <http://orcid.org/0000-0001-5918-8966>

REFERENCES

- Amorim dos Santos J, Normando AGC, Carvalho da Silva RL, et al. Oral manifestations in patients with COVID-19: a 6-month update. *J Dent Res.* 2021;100:1321-1329. doi:10.1177/002203452111029637
- Biadsee A, Biadsee A, Kassem F, Dagan O, Masarwa S, Ormianer Z. Olfactory and oral manifestations of COVID-19: sex-related symptoms—a potential pathway to early diagnosis. *Otolaryngol Head Neck Surg.* 2020;163:194599820934380. doi:10.1177/0194599820934380
- Dziedzic A, Wojtyczka R. The impact of coronavirus infectious disease 19 (COVID-19) on oral health. *Oral Dis.* Published online May 6 2020;27:703-706. doi:10.1111/odi.13359
- Al-Khanati NM, Riad A, Sahloul ME, Klugar M. Aphthous-like stomatitis of COVID-19 patients. *Braz J Oral Sci.* 2020;19:e201354. doi:10.20396/bjos.v19i0.8661354
- Riad A, Kassem I, Badrah M, Klugar M. The manifestation of oral mucositis in COVID-19 patients: a case-series. *Dermatol Ther.* 2020;33(6):e14479. doi:10.1111/dth.14479
- Hocková B, Riad A, Valky J, et al. Oral complications of ICU patients with COVID-19: case-series and review of two hundred ten cases. *J Clin Med.* 2021;10(4):581. doi:10.3390/jcm10040581
- Lechien JR, Chetrit A, Chekkoury-Idrissi Y, et al. Parotitis-like symptoms associated with COVID-19, France, March-April 2020. *Emerging Infect Dis.* 2020;26(9):2270-2271. doi:10.3201/eid2609.202059
- Riad A, Kassem I, Issa J, Badrah M, Klugar M. Angular cheilitis of COVID-19 patients: a case-series and literature review. *Oral Dis.* 2020;odi.13675. doi:10.1111/odi.13675
- World Health Organization (WHO). A Brief History of Vaccination. History of Vaccination. Accessed November 5 2022. <https://www.who.int/news-room/spotlight/history-of-vaccination/a-brief-history-of-vaccination>
- World Health Organization (WHO). COVID-19 vaccines. Accessed July 3 2021. <https://www.who.int/emergencies/diseases/novel-coronavirus-2019/covid-19-vaccines>
- MacDonald NE, SAGE Working Group on Vaccine Hesitancy. Vaccine hesitancy: definition, scope and determinants. *Vaccine.* 2015;33(34):4161-4164. doi:10.1016/j.vaccine.2015.04.036
- Azarpanah H, Farhadloo M, Vahidov R, Pilote L. Vaccine hesitancy: evidence from an adverse events following immunization database, and the role of cognitive biases. *BMC Public Health.* 2021;21(1):1686. doi:10.1186/S12889-021-11745-1/FIGURES/2
- di Spirito F, Amato A, di Palo MP, et al. Oral lesions following anti-SARS-CoV-2 vaccination: a systematic review. *Int J Environ Res Public Health.* 2022;19(16):10228. doi:10.3390/IJERPH191610228/S1
- Riad A, Pöld A, Kateeb E, Attia S. Oral adverse events following COVID-19 vaccination: analysis of VAERS reports. *Front Public Health.* 2022;10:2230. doi:10.3389/FPUBH.2022.952781/BIBTEX
- Riad A, Pokorná A, Attia S, Klugarová J, Koščik M, Klugar M. Prevalence of COVID-19 vaccine side effects among healthcare workers in the Czech Republic. *J Clin Med.* 2021;10(7):1428. doi:10.3390/jcm10071428
- Klugar M, Riad A, Mekhemar M, et al. Side effects of mRNA-based and viral vector-based COVID-19 vaccines among German healthcare workers. *Biology.* 2021;10(8):752. doi:10.3390/biology10080752
- Riad A, Hocková B, Kantorová L, et al. Side effects of mRNA-Based COVID-19 vaccine: nationwide phase IV study among healthcare workers in Slovakia. *Pharmaceuticals.* 2021;14(9):873. doi:10.3390/PH14090873
- Chun Y, Jang J, Jo JH, Park JW. Various painful oral adverse reactions following COVID-19 vaccination: a case series. *BMC Oral Health.* 2022;22(1):64. doi:10.1186/S12903-022-02100-W/FIGURES/2
- Troeltzsch M, Gogl M, Berndt R, Troeltzsch M. Oral lichen planus following the administration of vector-based COVID-19 vaccine (Ad26.COVS.2.S). *Oral Dis.* 2021;28:1-2. doi:10.1111/ODI.14025
- Caggiano M, Amato M, di Spirito F, Galdi M, Sisalli L. mRNA COVID-19 vaccine and oral lichen planus: a case report. *Oral Dis.* Published online. 2022;28:2624-2626. doi:10.1111/ODI.14184
- European Medicines Agency (EMA). EudraVigilance. Human regulatory. Accessed October 23 2022. <https://www.ema.europa.eu/en/human-regulatory/research-development/pharmacovigilance/eudravigilance>
- European Medicines Agency (EMA). European database of suspected adverse drug reaction reports. EudraVigilance. Accessed October 23 2022. <https://www.adrreports.eu/en/eudravigilance.html>
- European Centre for Disease Prevention and Control (ECDC). COVID-19 Vaccine Tracker. Accessed October 23 2022. <https://vaccinetracker.ecdc.europa.eu/public/extensions/COVID-19/vaccine-tracker.html#uptake-tab>
- ICH IC for H of TR for P for HU. MedDRA Hierarchy. Medical Dictionary for Regulatory Activities. Published 2022. <https://www.meddra.org/how-to-use/basics/hierarchy>
- Cirillo N. Reported orofacial adverse effects of COVID-19 vaccines: the knowns and the unknowns. *J Oral Pathol Med.* 2021;50(4):424-427. doi:10.1111/JOP.13165
- Wan EYF, Chui CSL, Lai FTT, et al. Bell's palsy following vaccination with mRNA (BNT162b2) and inactivated (CoronaVac) SARS-CoV-2 vaccines: a case series and nested case-control study. *Lancet Infect Dis.* 2022;22(1):64-72. doi:10.1016/S1473-3099(21)00451-5
- Riad A, Sağıroğlu D, Üstün B, et al. Prevalence and risk factors of CoronaVac side effects: an independent cross-sectional study among healthcare workers in Turkey. *J Clin Med.* 2021;10(12):2629. doi:10.3390/jcm10122629
- Dziedzic A, Tanasiewicz M. Vaccination side effects. *Br Dent J.* 2021;230(4):184. doi:10.1038/S41415-021-2746-0
- Riad A. Oral side effects of COVID-19 vaccine. *Br Dent J.* 2021;230(2):59. doi:10.1038/s41415-021-2615-x
- di Spirito F, Contaldo M, Amato A, di Palo MP, Pantaleo G, Amato M. COVID-19 vaccine and oral lesions: putative pathogenic mechanisms. *Oral Dis.* 2022;28:2639. doi:10.1111/ODI.14361
- Agrawal S, Verma K, Verma I, Gandhi J. Reactivation of Herpes Zoster virus after COVID-19 vaccination: is there any association. *Cureus.* 2022;14(5):25195. doi:10.7759/CUREUS.25195
- Gringeri M, Battini V, Cammarata G, et al. Herpes zoster and simplex reactivation following COVID-19 vaccination: new insights from a vaccine adverse event reporting system (VAERS) database analysis. *Expert Rev Vaccines.* 2022;21(5):675-684. doi:10.1080/14760584.2022.2044799

33. Richardson-May J, Rothwell A, Rashid M. Reactivation of herpes simplex keratitis following vaccination for COVID-19. *BMJ Case Rep.* 2021;14(9):e245792. doi:10.1136/BCR-2021-245792
34. Naoum C, Hartmann M. Herpes zoster reactivation after COVID-19 vaccination—a retrospective case series of 22 patients. *Int J Dermatol.* 2022;61(5):628-629. doi:10.1111/IJD.16116
35. Jacobsen H, Klein SL. Sex differences in immunity to viral infections. *Front Immunol.* 2021;12:3483. doi:10.3389/FIMMU.2021.720952/XML/NLM
36. Green MS, Peer V, Magid A, Hagani N, Anis E, Nitzan D. Gender differences in adverse events following the Pfizer-BioNTech COVID-19 vaccine. *Vaccines.* 2022;10(2):233. doi:10.3390/VACCINES10020233
37. Klein SL, Jedlicka A, Pekosz A. The Xs and Y of immune responses to viral vaccines. *Lancet Infect Dis.* 2010;10(5):338-349. doi:10.1016/S1473-3099(10)70049-9
38. Sa S, Lee CW, Shim SR, et al. The safety of mRNA-1273, BNT162b2 and JNJ-78436735 COVID-19 vaccines: safety monitoring for adverse events using real-world data. *Vaccines.* 2022;10(2):320. doi:10.3390/VACCINES10020320/S1
39. Alhaidari F, Almuhaideb A, Alsunaidi S, et al. E-Triage systems for COVID-19 outbreak: review and recommendations. *Sensors.* 2021;21(8):2845. doi:10.3390/S21082845
40. Aldrees T, Almatrafi S, Aldriweesh T, Mokhatrish M, Salameh A, Alkholaiwi F. Medical students' awareness of smell loss as a predictor for coronavirus disease 2019. *Front Public Health.* 2020;8:863. doi:10.3389/FPUBH.2020.597897/BIBTEX
41. Srinivasan M. Taste dysfunction and long COVID-19. *Front Cell Infect Microbiol.* 2021;11:647. doi:10.3389/FCIMB.2021.716563/BIBTEX
42. Hertel M, Schmidt-Westhausen AM, Wendy S, et al. Onset of oral lichenoid lesions and oral lichen planus following COVID-19 vaccination: a retrospective analysis of about 300,000 vaccinated patients. *Vaccines.* 2022;10(3):480. doi:10.3390/VACCINES10030480

How to cite this article: Riad A, Schulz-Weidner N, Dziedzic A, Howaldt H-P, Attia S. Oral side effects of COVID-19 vaccines in 32 European countries: analysis of EudraVigilance reports. *J Med Virol.* 2023;95:e28771. doi:10.1002/jmv.28771